




SEML IBBL Shariah Fund
Statement of Financial Position (Un-Audited)
As at September 30, 2024


Particulars	Notes	Amount in Taka	
		30-Sep-24	30-Jun-24
ASSETS			
Investment at Fair Value	1.00	598,165,031	545,285,624
Dividend Receivable	2.00	3,083,406	5,282,600
Money Market Profit Receivables	3.00	10,074,674	5,492,848
Advance Deposit & Prepayments	4.00	2,147,446	3,037,460
Receivable From Brokerages	5.00	4,156,851	2,309,919
Cash & Cash Equivalents	6.00	383,312,427	380,290,297
Preliminary & Issue Expenses	7.00	6,368,239	7,047,125
		1,007,308,075	948,745,873
LIABILITIES			
Current Liabilities and Provisions	8.00	6,224,898	9,960,999
Unclaimed Dividend	9.00	301,968	301,968
		6,526,866	10,262,967
Net Assets		1,000,781,209	938,482,906
OWNERS' EQUITY			
Capital Fund	10.00	1,000,000,000	1,000,000,000
Unrealized Gain		-	-
Retained Earnings	11.00	781,209	(61,517,094)
		1,000,781,209	938,482,906
Net Assets Value (NAV) per unit	12.00		
At Fair Value		10.01	9.38
At Cost		11.11	10.89

For and on behalf of SEML IBBL Shariah Fund


Chairman, Trustee
Investment Corporation of Bangladesh


Managing Director & CEO
Asset Manager
Strategic Equity Management Ltd


Member, Trustee
Investment Corporation of Bangladesh



Chief Operating Officer
Asset Manager
Strategic Equity Management Ltd

Date: 30 October 2024
Dhaka, Bangladesh


SEML IBBL Shariah Fund
Statement of Profit or Loss & other Comprehensive Income (Un-Audited)
For the period from July 01,2024 to September 30,2024

Particulars	Notes	Amount in Taka	
		July 01,2024 to Sept 30,2024	July 01,2023 to Sept 30,2023
<u>INCOME</u>			
Profit from Money Market	13.00	10,523,634	8,524,151
Net Income on Sale of Securities	14.00	6,905,160	-
Dividend Income	15.00	10,086,343	1,146,065
		27,515,137	9,670,216
<u>EXPENSES</u>			
Management Fees	16.00	3,461,633	3,636,654
BSEC Annual Fee	17.00	233,879	262,807
DSE & CSE Annual Fee		251,366	252,055
Trustee Fee	18.00	347,959	392,067
CDBL Annual Fee	4.01	26,645	26,718
Custodian Fee	19.00	352,981	532,925
Audit Fee		17,250	-
Bank Charge		100	52,300
CDBL Charge	20.00	3,851	318
CDBL Data Connection Fee		13,800	13,800
Amortization of Preliminary & Issue Expense	7.00	678,885	678,885
Amortization of DSE Shariah Index Subscription	4.02	30,164	30,247
Other Expenses	21.00	69,500	61,780
		5,488,015	5,940,555
Profit for the period		22,027,123	3,729,661
(Provision)/Write back against investments	22.00	40,271,180	(1,117,316)
Net Profit for the period		62,298,302	2,612,346
Earning Per Unit (EPU)	23.00	0.62	0.03

For and on behalf of SEML IBBL Shariah Fund



Chairman, Trustee
Investment Corporation of Bangladesh




Member, Trustee
Investment Corporation of Bangladesh

Date: 30 October 2024
Dhaka, Bangladesh



Managing Director & CEO
Asset Manager
Strategic Equity Management Ltd



Chief Operating Officer
Asset Manager
Strategic Equity Management Ltd


SEML IBBL Shariah Fund
Statement of Changes in Equity (Un-Audited)
For the period from July 01,2024 to September 30,2024

Particulars	Amount in Tk			
	Capital Fund	Unrealized Gain	Retained Earnings	Total Equity
Balance at 01 July 2024	1,000,000,000	-	(61,517,094)	938,482,906
Net Profit during the period	-	-	62,298,302	62,298,302
Unrealized Gain	-	-	-	-
Dividend (Cash)	-	-	-	-
Balance at 30 September 2024	1,000,000,000	-	781,209	1,000,781,209

SEML IBBL Shariah Fund
Statement of Changes in Equity (Un-Audited)
For the period from July 01,2023 to September 30,2023

Particulars	Amount in Tk			
	Capital Fund	Unrealized Gain	Retained Earnings	Total Equity
Balance at 01 July 2023	1,000,000,000	-	47,170,707	1,047,170,707
Net Profit during the period	-	-	2,612,346	2,612,346
Unrealized Gain	-	-	-	-
Dividend (Cash)	-	-	(45,000,000)	(45,000,000)
Balance at 30 September 2023	1,000,000,000	-	4,783,053	1,004,783,053


For and on behalf of SEML IBBL Shariah Fund




Chairman, Trustee
Investment Corporation of Bangladesh



Member, Trustee
Investment Corporation of Bangladesh



Managing Director & CEO
Asset Manager
Strategic Equity Management Ltd




Chief Operating Officer
Asset Manager
Strategic Equity Management Ltd

Date: 30 October 2024
Dhaka, Bangladesh

SEML IBBL Shariah Fund
Statement of Cash Flows (Un-Audited)
For the period from July 01,2024 to September 30,2024

Particulars	Amount in Taka	
	July 01,2024 to Sept 30,2024	July 01,2023 to Sept 30,2023
A. Cash Flows from/ (used in) Operating Activities		
Profit from Money Market	5,941,809	4,573,779
Income from Dividend	12,285,537	5,169,974
Net Income on Sale of Securities	6,905,160	-
Change in Advances, Deposits & Prepayments	890,014	719,876
Receivable From Brokerages	(1,846,932)	-
Operating Expenses	(8,545,230)	(8,556,413)
Net cash from Operating Activities	15,630,357	1,907,216
B. Cash Flows from/(used in) Investing Activities		
Net Investment	(12,608,227)	-
Net cash used in investing Activities	(12,608,227)	-
C. Cash Flows from/(used in) Financing Activities		
Capital Fund	-	-
Dividend paid	-	(38,783,474)
Net Cash used in Financing Activities	-	(38,783,474)
Net cash flows (A+B+C)	3,022,130	(36,876,258)
Cash & Cash Equivalents at beginning of the period	380,290,297	406,491,977
Cash & Cash Equivalents at end of the period	383,312,427	369,615,719
Net Operating Cash flow Per Unit (NOCPU)	24.00	0.16
		0.02

For and on behalf of SEML IBBL Shariah Fund




Chairman, Trustee
Investment Corporation of Bangladesh



Member, Trustee
Investment Corporation of Bangladesh

Date: 30 October 2024
Dhaka, Bangladesh



Managing Director & CEO
Asset Manager
Strategic Equity Management Ltd



Chief Operating Officer
Asset Manager
Strategic Equity Management Ltd

SEML IBBL Shariah Fund
Notes to the Financial Statements
For the period from July 01,2024 to September 30,2024

Notes	Particulars	Amount in Tk	
		30-Sep-24	30-Jun-24
1.00 Investment at Fair Value			
	Investment in listed shares	589,405,031	536,995,624
	Investment in IPO Shares	-	-
	Investment in Unit Fund	8,760,000	8,290,000
		<u>598,165,031</u>	<u>545,285,624</u>
	<i>Details given in Annexure -A</i>		
2.00 Dividend Receivable			
	<i>Opening Balance</i>	5,282,600	4,548,647
	Income during the period	10,086,343	22,904,062
	<i>Received during the period</i>	(12,285,537)	(22,170,109)
	Closing Balance	<u>3,083,406</u>	<u>5,282,600</u>
2.01 Dividend Receivable			
	BERGERPBL	779,300	-
	LINDEBD	1,517,000	-
	GIB	787,106	787,106
	MARICO	-	346,640
	BEXGSUKUK	-	271,499
	BATASHOE	-	410,981
	ISLAMIBANK	-	409,965
	IBBLPBOND	-	3,056,410
		<u>3,083,406</u>	<u>5,282,600</u>
3.00 Money Market Profit Receivables			
	Money market profit Receivables Agst. MSND (3.01)	453,282	292,082
	Money market profit Receivables Agst. MTDR (3.02)	9,621,392	5,200,766
		<u>10,074,674</u>	<u>5,492,848</u>
3.01 Money Market Profit Receivables Agst. MSND			
	Opening balance	292,082	652,991
	Money market profit during the period	161,200	1,717,187
		<u>453,282</u>	<u>2,370,179</u>
	Received during the period	-	(2,078,097)
		<u>453,282</u>	<u>292,082</u>
3.02 Money Market Profit Receivables Agst. MTDR			
	Opening balance	5,200,766	2,092,370
	Money market profit during the period	10,362,435	33,020,414
		<u>15,563,201</u>	<u>35,112,784</u>
	Received during the period	(5,941,809)	(29,912,018)
		<u>9,621,392</u>	<u>5,200,766</u>
4.00 Advance Deposit & Prepayments			
	Advance Income Tax	319,638	319,638
	Advance to BSEC as Annual Fee	694,012	927,891
	Advance to ICB as Trustee Fee	347,959	695,918
	Security Deposit to CDBL	500,000	500,000
	Advance to CDBL as Annual Fee (Note- 4.01)	33,094	59,739
	Advance to DSE, CSE Annual Fee	252,743	504,110
	Prepayments for Shariah Index Data (Note- 4.02)	0	30,164
		<u>2,147,446</u>	<u>3,037,460</u>

SEML IBBL Shariah Fund
Notes to the Financial Statements
For the period from July 01,2024 to September 30,2024

Notes	Particulars	Amount in Tk	
		30-Sep-24	30-Jun-24
4.01 Advance to CDBL as Annual Fee			
	Advance to CDBL as Annual Fee	59,739	59,910
	Addition during the period	-	106,000
		<u>59,739</u>	<u>165,910</u>
	Amortised during the period	(26,645)	(106,171)
		<u>33,094</u>	<u>59,739</u>
4.02 Prepayments for shariah index subscription			
	DSC Shariah Index Subscription	30,164	30,247
	Addition during the period	-	120,000
		<u>30,164</u>	<u>150,247</u>
	Amortised during the period	(30,164)	(120,083)
		<u>0</u>	<u>30,164</u>
5.00 Receivable From Brokerage			
	Balance with Islami Bank Securities Ltd	115,804	544,139
	Balance with Padma Bank Securities Ltd	3,903,457	13,133
	Balance with Dynasty Securities Ltd	51,163	1,751,163
	Balance with SFIL Securities Ltd	86,427	1,484
		<u>4,156,851</u>	<u>2,309,919</u>
6.00 Cash & Cash Equivalents			
	Cash at Bank		
	Operational Accounts :		
	The Premier Bank PLC- A/C- 011613100000777	<u>10,367,470</u>	<u>13,287,149</u>
	Dividend & Dividend Purification Accounts:		
	The Premier Bank PLC - Dividend A/C-011613100000873	153,262	153,262
	The Premier Bank PLC - Dividend A/C-011613100000855	709,405	709,405
	The Premier Bank PLC - Dividend A/C-011613100000848	218,464	218,464
	The Premier Bank PLC - Dividend A/C-011613100000815	-	-
	The Premier Bank PLC - Dividend A/C-011613100000792	-	-
	The Premier Bank PLC - Dividend A/C-011613100000784	-	-
	The Premier Bank PLC - Div. Purification A/C-011613100000785	1,977,974	1,977,974
		<u>3,059,105</u>	<u>3,059,105</u>
	MTDR Accounts:		
	MTDR At The Premier Bank PLC-011627500004618	73,537,500	73,537,500
	MTDR At The Premier Bank PLC-011627500004619	73,537,500	73,537,500
	MTDR At The Premier Bank PLC-011627500004612	54,418,078	54,418,078
	MTDR At The Premier Bank PLC-011627500004613	54,418,078	54,418,078
	MTDR At EXIM Bank-0121002010146	56,987,348	54,016,443
	MTDR At EXIM Bank-0121002010187	56,987,348	54,016,443
		<u>369,885,852</u>	<u>363,944,043</u>
		<u>383,312,427</u>	<u>380,290,297</u>

SEML IBBL Shariah Fund
Notes to the Financial Statements
For the period from July 01,2024 to September 30,2024

Notes	Particulars	Amount in Tk	
		30-Sep-24	30-Jun-24
7.00 Preliminary and Issue Expenses			
	Total Preliminary expense	7,047,125	9,747,907
	Less: Profit from Money Market on Mudaraba SND (escrow a/c)	-	-
	Net Preliminary Expenses	7,047,125	9,747,907
	Less: Amortised during the period	(678,885)	(2,700,783)
		6,368,239	7,047,125
8.00 Current Liabilities and Provisions			
	Management Fee	3,461,633	6,731,305
	CDBL Charges	-	2,470
	Audit Fee	17,250	69,000
	Payable for Non Permissible Income	2,368,378	2,368,378
	Provision for Printing and Publication Expense	24,656	111,906
	Provision for Custodian Fee	352,981	677,940
		6,224,898	9,960,999
9.00 Unclaimed Dividend			
	Dividend Payable for FY: 2022-23	66,247	66,247
	Dividend Payable for FY: 2021-22	114,973	114,973
	Dividend Payable for FY: 2020-21	120,748	120,748
	Dividend Payable for FY: 2018-19	-	-
	Dividend Payable for FY: 2017-18	-	-
	Dividend Payable for FY: 2016-17	-	-
		301,968	301,968
10.00 Capital Fund			
	Size of capital fund	1,000,000,000	1,000,000,000
	100,000,000 units @ BDT 10 each		
11.00 Retained Earnings			
	Balance at July 01,2024	(61,517,094)	47,170,707
	Net Profit / (Loss) during the period	62,298,302	(63,677,668)
	Dividend (Cash)	-	(45,000,000)
	Interest Income from Dividend's Bank A/c (Adjusted)	-	(10,133)
		781,209	(61,517,094)
12.00 Net asset value (NAV) per unit			
At market price (FV)			
	Total Assets	1,007,308,075	948,745,873
	Less: Current Liabilities and Provisions	(6,526,866)	(10,262,967)
	Net asset value at market value (FV)	1,000,781,209	938,482,906
	Number of units	100,000,000	100,000,000
	NAV per unit at market price (Fair Value)	10.01	9.38

SEML IBBL Shariah Fund
Notes to the Financial Statements
For the period from July 01,2024 to September 30,2024

Notes	Particulars	Amount in Tk	
		30-Sep-24	30-Jun-24
At cost price			
	Net asset value at market value (FV)	1,000,781,209	938,482,906
	Add/Less : (Unrealised gains)/Loss on securities	110,299,978	150,571,158
	Net asset value at cost	1,111,081,187	1,089,054,064
	Number of units	100,000,000	100,000,000
	NAV per unit at cost price	11.11	10.89
		30-Sep-24	30-Sep-23
13.00 Profit From Money market			
	Mudaraba MSND Accounts	161,200	526,883
	Mudaraba MTDR Accounts	10,362,435	7,997,268
		10,523,634	8,524,151
	<i>Details given in Annexure -D</i>		
14.00 Net Income on Sale of Securities		6,905,160	-
	<i>Details given in Annexure -C</i>		
15.00 Dividend Income		10,086,343	1,146,065
	<i>Details given in Annexure -B</i>		
16.00 Management Fee		3,461,633	3,636,654
	<i>Details given in Annexure -E</i>		
	Management fee on weekly average net asset value (NAV) as per Rule 65 of BSEC (Mutual Fund) Bidhimala (Rules) 2001 and as per Trust Deed.		
17.00 BSEC Annual Fee		233,879	262,807
	Annual Fee (at the rate of 0.10% of the fund size) was paid to BSEC as per Rules 11(1) of Bangladesh Securities and Exchange Commission (Mutual Fund) Bidhimala (Rules) 2001.		
18.00 Trustee Fee		347,959	392,067
	<i>Details given in Annexure -F</i>		
	Investment Corporation Of Bangladesh (ICB), the trustee of the fund is entitled to get an annual trusteeship fee @ 0.15% of the net asset value per annum, payable semi-annually in advance basis during the entire life of the Fund as per Trust Deed.		
19.00 Custodian Fee		352,981	532,925
	<i>This is made up as follows:</i>		
	Fees on Listed Securities (a)		
	Month	Custodian Fee	
	July'24	66,245	
	August'24	75,084	
	September'24	74,430	
	Total 03 Months Fees on Listed Securities @0.15%	215,759	

SEML IBBL Shariah Fund
Notes to the Financial Statements
For the period from July 01,2024 to September 30,2024

Notes	Particulars	Amount in Tk	
		30-Sep-24	30-Jun-24
		30-Sep-24	30-Sep-23

Fees on Non Listed Securities (b)

Month	Custodian Fee
July'24	45,493
August'24	45,493
September'24	46,236
Total 03 Months Fees on Non- Listed Securities @0.15%	137,222
Total Custodian Fees (a+b+c)	352,981

As per Trust Deed the Fund shall pay to the Custodian a safe keeping fee at 0.15% of balance securities held by the Fund calculated on the basis of average month end value per annum .

20.00 CDBL charges	3,851	318
CDBL charge by CDBL as per CDBL Bye Laws (3.7).		
21.00 Others Expense		
BO Accounts Maintenance Charge	-	450
Shariah Meeting Expenses	69,500	61,330
	69,500	61,780
22.00 (Provision)/Write back against investment		
Provision required Closing of the period (Annex- A)	(110,299,978)	(50,713,726)
Less: Provision required Beginning of the period	(150,571,158)	(49,596,411)
Total	40,271,180	(1,117,316)
23.00 Earnings per unit for the period		
Net profit for the period	62,298,302	2,612,346
Number of units	100,000,000	100,000,000
Earnings per unit	0.62	0.03
(The Earning Per Unit (EPU) has stood Tk. 0.62 for the 03 (three) months period ended on 30 September 2024 against EPU of Tk. 0.03 for the same period of the previous year. The deviation recorded because total (Provision)/ Write back against Investments was Tk. 40,271,180/- compared to the previous period Tk. (1,117,316/-).)		
24.00 Net Operating Cash Flow per unit		
Received agst Profit from Money Market	5,941,809	
Received agst Income from Dividend	12,285,537	
Received agst Income on Sale of Securities	6,905,160	
(Increase) / decrease in Advance Deposit & Prepayments	890,014	
(Increase) / decrease in Receivable From Brokerages	(1,846,932)	
	24,175,587	
Net Operating expenses:		
Operating expenses	(5,488,015)	
Amortization of Preliminary & Issue Expense	678,885	
Increase / (decrease) in Current Liabilities and Provisions	(3,736,100)	
	(8,545,230)	
Net cash from Operating Activities	15,630,357	
Net Operating Cash Flow per unit	0.16	

SEML IBBL Shariah Fund
Notes to the Financial Statements
For the period from July 01,2024 to September 30,2024

Notes	Particulars	Amount in Tk	
		30-Sep-24	30-Jun-24
		30-Sep-24	30-Sep-23
25.00	Reconciliation between net profit to operating cash flow		
	Net profit for the period	62,298,302	
	Add/ (Less): Non cash items:		
	Amortization of Preliminary & Issue Expense	678,885	
	Provision/ (Write back) against investment	(40,271,180)	
	Operating cash flows before change in working capital	22,706,008	
	Changes in working capital:		
	(Increase) / decrease in receivable:-		
	Dividend Receivable	2,199,194	
	Money Market Profit Receivables	(4,581,826)	
	Receivable From Brokerages	(1,846,932)	
		(4,229,564)	
	(Increase) / decrease in Advance Deposit & Prepayments	890,014	
	Increase / (decrease) in Current Liabilities and Provisions	(3,736,100)	
	Changes in working capital	(7,075,651)	
	Net operating cash flow	15,630,357	


26.00 Others

26.01 Figures in these notes and annexed financial statements have been rounded off to the nearest BDT.

26.02 This notes form an integral part of the said financial statement and accordingly, are to be read in conjunction




Chairman, Trustee
Investment Corporation of Bangladesh



Managing Director & CEO
Asset Manager
Strategic Equity Management Ltd



Member, Trustee
Investment Corporation of Bangladesh



Chief Operating Officer
Asset Manager
Strategic Equity Management Ltd

Date: 30 October 2024
Dhaka, Bangladesh

SEMI IBBL Shariah Fund

SEMI IBBL Shariah Fund

Portfolio Report as on 30 September, 2024

Portfolio Report as on 30 September, 2024

Sector Name	Securities	No. of Securities	Cost per Unit	Total Cost	Mkt per per	Market value BDT	Unrealised Gain/ (Loss) BDT	% of Unrealised Gain/ (Loss) BDT	% of Total Assets at Cost
Pharmaceuticals	MARICO	17,332	2,317.35	40,164,272	2,311.90	40,069,851	(94,421)	-0.24%	3.59%
	RENATA	80,614	748.96	60,377,002	700.60	56,478,168	(3,898,834)	-6.46%	5.40%
	BXPHARMA	39,500	252.48	9,972,820	73.00	2,883,500	(7,089,320)	-71.09%	0.89%
	SQURPHARMA	427,795	231.81	99,167,659	229.20	98,050,614	(1,117,045)	-1.13%	8.87%
	Sub Total	565,241		209,681,753		197,482,133	(12,199,620)		
Tannery	BATASHOE	39,141	1,141.00	44,659,828	934.40	36,573,350	(8,086,478)	-18.11%	4.00%
Telecommunication	GP	267,456	384.94	102,954,099	350.20	93,663,091	(9,291,008)	-9.02%	9.21%
	BSCPLC	87,635	219.97	19,277,284	142.90	12,523,042	(6,754,242)	-35.04%	1.72%
	Sub Total	355,091		122,231,383		106,186,133	(16,045,250)		
Cement	HEIDELBCEM	52,620	521.01	27,415,656	291.80	15,354,516	(12,061,140)	-43.99%	2.45%
	LHBL	125,900	76.77	9,664,841	61.70	7,768,030	(1,896,811)	-19.63%	0.86%
	Sub Total	178,520		37,080,497		23,122,546	(13,957,951)		
Fuel & Power	LINDEBD	3,700	1,459.65	5,400,712	1,171.80	4,335,660	(1,065,052)	-19.72%	0.48%
	MJLBD	335,000	107.02	35,851,683	99.20	33,232,000	(2,619,683)	-7.31%	3.21%
	UPGDCL	102,632	262.51	26,942,049	134.30	13,783,478	(13,158,572)	-48.84%	2.41%
	Sub Total	441,332		68,194,444		51,351,138	(16,843,306)		
Travel & Leisure	BESTHLDNG	73,710	35.00	2,579,850	21.80	1,606,878	(972,972)	-37.71%	0.23%
Ceramic	RAKCERAMIC	437,143	46.58	20,360,605	24.40	10,666,289	(9,694,316)	-47.61%	1.82%
Food & Allied	OLYMPIC	182,700	273.64	49,993,488	184.50	33,708,150	(16,285,338)	-32.57%	4.47%
	UNILEVERCL	6,237	2,649.00	16,521,814	2,748.10	17,139,900	618,086	3.74%	1.48%
	Sub Total	188,937		66,515,302		50,848,050	(15,667,252)		
Bank	SHAHJABANK	1,219,100	19.74	24,061,526	18.90	23,040,990	(1,020,536)	-4.24%	2.15%
	GIB	1,574,211	9.52	14,992,490	7.20	11,334,319	(3,658,171)	-24.40%	1.34%
	Sub Total	2,793,311		39,054,016		34,375,309	(4,678,707)		
Miscellaneous	BERGERPBL	22,706	1,771.53	40,224,348	1,778.40	40,380,350	156,002	0.39%	3.60%
Corporate Bond	IBBLPBOND	43,663	980.01	42,790,046	770.00	33,620,510	(9,169,536)	-21.43%	3.83%
	BEXGSUKUK	59,670	85.35	5,092,938	53.50	3,192,345	(1,900,593)	-37.32%	0.46%
	Sub Total	103,333		47,882,984		36,812,855	(11,070,129)		
Unit Fund	HFAML Shariah Unit Fund	1,000,000	10.00	10,000,000	8.76	8,760,000	(1,240,000)	-12.40%	0.89%
				Total		598,165,031	(110,299,978)		63.39%
Total Asset at Cost- 30 Sept'24				1,117,608,053					

SEML IBBL Shariah Fund**Annexure-B**

Schedule of Dividend Income and Cash Dividend Receivables

Period: July'24 to September'24

SL	Stock/ Securities Name	Holding Quantity	Dividend per Share	Total Dividend	Tax Deduct	Net Dividend
01	LINDEBD	10,295	154.00	1,585,430	-	1,585,430
02	GP	267,456	16.00	4,279,296	-	4,279,296
03	BERGERPBL	15,586	50.00	779,300	-	779,300
04	MARICO	17,332	100.00	1,733,200	-	1,733,200
05	LINDEBD	3,700	410.00	1,517,000	-	1,517,000
06	IBBLPBOND			192,117	-	192,117
Total Dividend Income				10,086,343	-	10,086,343

SEML IBBL Shariah Fund**Annexure-C****Capital Gain/(Loss) on Sale of Securities:****Period: July'24 to September'24**

SL	Name of Securities	No. of Securities	Per Unit Cost	Total Cost	Per Unit Sell	Total Sale Price	Commission	Net Sales	Gain / (Loss)
01	ISLAMIBANK	300,261	29.87	8,968,386.84	42.53	12,770,141.50	25,540.28	12,744,601.22	3,776,214.38
02	ISLAMIBANK	50,000	27.42	1,370,825.17	38.00	1,900,000.00	4,750.00	1,895,250.00	524,424.83
03	ISLAMIBANK	59,704	27.42	1,636,874.92	39.53	2,359,824.00	5,899.56	2,353,924.44	717,049.52
04	LINDEBD	3,500	1,208.39	4,229,378.20	1,535.72	5,375,006.70	13,437.52	5,361,569.18	1,132,190.98
05	LINDEBD	3,095	1,208.39	3,739,978.73	1,456.07	4,506,525.00	11,266.31	4,495,258.69	755,279.96
Gain from sale of securities -July'24 to Sept'24				19,945,444		26,911,497		26,850,604	6,905,160

SEML IBBL Shariah Fund

Profit from Money Market and Receivable

Period: 01 July'24 to 30 September 2024

Annexure-D**Profit from Money Market**

Sl	Name of Bank / Institution	Branch	Account No	Type	Rate	Amount in Tk
01	The Premier Bank PLC	Islami Banking Br., Mohakhali	011613100000777	MSND	6.00%	161,200
02	EXIM Bank Ltd	Gulshan Mohila Br., Gulshan-02	0121002010146	MTDR	11.00%	1,453,160
03	EXIM Bank Ltd	Gulshan Mohila Br., Gulshan-02	0121002010146	MTDR	12.00%	37,782
04	EXIM Bank Ltd	Gulshan Mohila Br., Gulshan-02	0121002010187	MTDR	11.00%	1,453,160
05	EXIM Bank Ltd	Gulshan Mohila Br., Gulshan-02	0121002010187	MTDR	12.00%	37,782
06	The Premier Bank PLC	Islami Banking Br., Mohakhali	011627500004612	MTDR	11.50%	1,564,520
07	The Premier Bank PLC	Islami Banking Br., Mohakhali	011627500004613	MTDR	11.50%	1,564,520
08	The Premier Bank PLC	Islami Banking Br., Mohakhali	011627500004618	MTDR	11.50%	2,125,756
09	The Premier Bank PLC	Islami Banking Br., Mohakhali	011627500004619	MTDR	11.50%	2,125,756
Total Profit from Money Market						10,523,634

SEML IBBL Shariah Fund**Annexure-E**

Calculations of Management Fee

Period: 01 July'24 to 30 September 2024

SL	Date	NAV at Mkt
01	Thursday, June 27, 2024	927,891,025.71
02	Thursday, July 4, 2024	933,923,232.89
03	Thursday, July 11, 2024	931,933,014.97
04	Thursday, July 18, 2024	929,253,626.40
05	Thursday, July 25, 2024	928,898,203.23
06	Thursday, August 1, 2024	926,808,203.18
07	Thursday, August 8, 2024	986,889,192.61
08	Thursday, August 15, 2024	1,016,090,831.98
09	Thursday, August 22, 2024	999,347,118.88
10	Thursday, August 29, 2024	1,010,639,575.70
11	Thursday, September 5, 2024	1,013,808,392.50
12	Thursday, September 12, 2024	1,007,848,392.28
13	Thursday, September 19, 2024	1,010,859,389.96
14	Thursday, September 26, 2024	1,002,926,116.17
Total Average of MKT NAV		973,365,451.18
From date		01-Jul-24
To date		30-Sep-24
No of days		92
Fee calculation:		
on 1st 5cr @ 2.5%		315,068
on next 20cr @ 2%		1,008,219
on next 25cr @ 1.5%		945,205
on rest @ 1%		1,193,140
Total Management Fee-July'24 to Sept'24		3,461,633

SEML IBBL Shariah Fund

Calculations of Trustee Fee

Annexure-F

Period: 01 July'24 to 30 September 2024

Advance Trustee Fee- July'24 to Dec'24 **695,918.27**

(Trustee fee @.15 % of NAV of the fund (Dt.27.06.24 MKT NAV =
927,891,025.71 *.15%/2)= 695,918.27)

Advance For July'24 to Dec'24 **695,918.27**

Adv. From date 01-Jul-24

To date 31-Dec-24

No of days **184****Trustee Fee Advance Per Day** **3,782**

Exp. from date 01-Jul-24

Exp. to date 30-Sep-24

No of days **92****Trustee Fee- July'24 to September'24** **347,959**

Note: Investment Corporation Of Bangladesh (ICB), the trustee of the fund is entitled to get an annual trusteeship fee @ 0.15% of the net asset value per annum, payable semi-annually in advance basis during the entire life of the Fund as per Trust Deed.